

प्रेषक,

डा0 एस0आर0 सिंह  
निदेशक (उच्च शिक्षा)।

सेवा में,

कुलसचिव,  
राज्य के सभी विश्वविद्यालय, बिहार।

पटना, दिनांक मई, 2013

विषय:-

वित्तीय वर्ष 2013-14 में राज्य के विश्वविद्यालयों को माह मार्च, 2013 से माह मई, 2013 तक के वेतनादि/पेंशनादि के भुगतान हेतु गैर योजनान्तर्गत स्वीकृत राशि रूपये 357,28,43,454/- (तीन सौ सन्तावन करोड़ अठाईस लाख तैतालीस हजार चार सौ चौवन) मात्र की विमुक्ति।

महाशय,

उपर्युक्त विषय के संबंध में निदेशानुसार कहना है कि वित्तीय वर्ष 2013-14 में राज्य के परम्परागत विश्वविद्यालयों एवं उनके अधीनस्थ अंगीभूत महाविद्यालयों, अल्पसंख्यक/घाटानुदानित महाविद्यालयों में विधिवत् रूप से सृजित पद पर नियमित रूप से नियुक्त होकर कार्यरत शिक्षक/पदाधिकारी एवं शिक्षकेत्तर कर्मी या सेवा निवृत्त कर्मी के लिए, विभागीय पत्रांक 571 से 579 दिनांक 13.03.2013 द्वारा माह फरवरी, 2013 के लिए विमुक्त राशि के आधार पर एवं उक्त पत्र में अंकित शर्तों के आलोक में, विभागीय स्वीकृत्यादेश संख्या 15/जी1-02/2013 उ0शि0-05 दिनांक 17.05.2013 के द्वारा माह मार्च, 2013 से माह मई 2013 तक के वेतनादि मद के लिए रू0 266,07,30,174/- (दो सौ छियासठ करोड़ सात लाख तीस हजार एक सौ चौहतर) मात्र एवं पेंशनादि के लिए रू0 91,21,13,280/- (इक्यानबे करोड़ एककीस लाख तेरह हजार दो सौ अस्सी) मात्र अर्थात् कुल रूपये 357,28,43,454/- (तीन सौ सन्तावन करोड़ अठाईस लाख तैतालीस हजार चार सौ चौवन) मात्र औपबंधिक रूप से अग्रिम स्वरूप स्वीकृत राशि विश्वविद्यालयवार निम्नवत् विमुक्त किया जा रहा है :-

क्र0	विश्वविद्यालय का नाम	शिक्षक/ पदाधिकारी एवं शिक्षकेत्तर कर्मी के वेतनादि मद में विमुक्त राशि	सेवा निवृत्त कर्मी के पेंशनादि मद में विमुक्त राशि	कुल विमुक्त राशि
1	पटना विश्वविद्यालय, पटना	17,41,30,983/-	8,12,40,705/-	25,53,71,688/-
2	मगध विश्वविद्यालय, बोधगया	74,38,57,916/-	18,12,97,422/-	92,51,55,338/-
3	बी0आर0ए0बी0यू0, मुजफ्फरपुर	36,41,10,957/-	15,25,07,001/-	51,66,17,958/-
4	जे0पी0 विश्वविद्यालय, छपरा	15,53,01,993/-	5,12,62,749/-	20,65,64,742/-
5	भी0के0एस0यू0, आरा	19,31,70,897/-	5,45,74,026/-	24,77,44,923/-
6	बी0एन0एम0यू0, मधेपुरा	24,43,60,299/-	5,42,05,752/-	29,85,66,051/-
7	एल0एन0एम0यू0, दरभंगा	39,30,86,691/-	14,02,75,983/-	53,33,62,674/-
8	के0एस0डी0एस0यू0, दरभंगा	9,42,50,415/-	1,72,79,085/-	11,15,29,500/-
9	टी0एम0बी0यू0, भागलपुर	29,84,60,023/-	17,94,70,557/-	47,79,30,580/-
	कुल	266,07,30,174/-	91,21,13,280/-	357,28,43,454/-

दो सौ छियासठ करोड़ सात लाख तीस हजार एक सौ चौहतर

इक्यानबे करोड़ एककीस लाख तेरह हजार दो सौ अस्सी

तीन सौ सन्तावन करोड़ अठाईस लाख तैतालीस हजार चार सौ चौवन

उपर्युक्त विमुक्त की जा रही राशि का सामंजन, वर्तमान वित्तीय वर्ष 2013-14 के लिए बजट समीक्षोपरांत स्वीकृती एवं विमुक्ति हेतु अनुमान्य अनुदान की कुल राशि से एकमुश्त में सामंजित कर लिया जाएगा।

2. विमुक्त की गयी राशि से वेतनादि/पेंशनादि का भुगतान मात्र वैसे शिक्षक एवं शिक्षकेत्तर कर्मचारियों को ही किया जाए जो विश्वविद्यालय सेवा में विधिवत रूप से सृजित पद पर नियमित रूप से नियुक्त होकर कार्यरत है अथवा सेवा निवृत्त हो चुके है।

तत्काल नव अंगीभूत महाविद्यालयों के कर्मियों के संबंध में माननीय सर्वोच्च न्यायालय द्वारा सिविल अपील संख्या 6098/97 में दिनांक 12.10.2004 को पारित आदेश के अनुपालन में तत्काल केवल वैसे शिक्षक एवं शिक्षकेत्तर कर्मियों वेतनादि एवं पेंशनादि का भुगतान नहीं किया जाएगा जिसका नाम माननीय न्यायमूर्ति एस0सी0 अग्रवाल कमिशन के प्रतिवेदन में R2 तथा NR के श्रेणी में प्रतिवेदित है या जिनके सेवा सामंजन किये जाने हेतु उनके नामों के अनुशंसा प्रतिवेदन में नहीं किया गया है।

3. विमुक्त की गयी राशि से जिन शिक्षक एवं शिक्षकेत्तर कर्मचारियों का भुगतान किया जा रहा है उनके वेतनादि/पेंशनादि एवं सेवा निवृत्ति लाभ की अनुमान्यता का निर्धारण बिहार राज्य विश्वविद्यालय अधिनियम, 1976 यथा अद्यतन संशोधित की धारा- 35 की उपधारा (2) के प्रावधानों के आलोक में राज्य सरकार द्वारा स्वीकृत वेतनमान के आधार पर किया गया है तथा इसमें ऐसा कोई भत्ता सम्मिलित नहीं किया जाएगा जिसमें राज्य सरकार की पूर्वानुमति प्राप्त नहीं है।

4. विमुक्त की जा रही राशि से शिक्षक, पदाधिकारी एवं शिक्षकेत्तर कर्मचारियों की भविष्य निधि एवं अन्य मदों में की गई कटौतियों को संबंधित कर्मियों के खाते में जमा किये जाने की कार्रवाई विश्वविद्यालय/महाविद्यालय द्वारा सुनिश्चित की जाएगी। विश्वविद्यालय से इस आशय का प्रमाण पत्र प्राप्त होने के बाद ही अगले माह की देय राशि विश्वविद्यालय को उपलब्ध कराया जायेगा। अगर वर्णित सत्यापित विवरणी विश्वविद्यालय से प्राप्त नहीं होती है तो उक्त स्थिति में संबंधित विश्वविद्यालय के लिए अनुदान की विमुक्ति सत्यापित विवरणी प्राप्त होने तक स्थगित किया जा सकता है। किसी भी परिस्थिति में स्वीकृत एवं विमुक्त राशि का विचलन नहीं किया जाएगा।

5. विमुक्त की जा रही राशि को महाविद्यालय को उपलब्ध कराये जाने के पूर्व विश्वविद्यालय स्तर पर नियुक्ता के रूप में सुनिश्चित हो लिया जाए कि महाविद्यालय को विधिमान्य अनुमान्य राशि से अधिक राशि का भुगतान किसी भी अन्य कारणों से अथवा अन्तर विश्वविद्यालय स्थानान्तरण के कारण नहीं किया जा रहा है।

विश्वविद्यालय प्रशासन द्वारा यह सुनिश्चित किया जाएगा कि किसी भी परिस्थिति में विश्वविद्यालय अधिनियम की धारा 35 में अंकित प्रावधानों के अधीन राज्य सरकार द्वारा स्वीकृत वेतनमान से अधिक वेतनमान में किसी भी कर्मियों को उच्चस्तरीय पद के वेतनमान में वेतनादि का भुगतान नहीं किया जा रहा है।

6. अन्तर विश्वविद्यालय स्थानान्तरण के उपरांत, स्थानान्तरित शिक्षकों के वेतनादि हेतु स्वीकृत राशि, उनके स्थानान्तरित विश्वविद्यालय जहाँ वे वर्तमान में कार्यरत है, के लिए विमुक्त किया जा रहा है। इन शिक्षकों के वेतनादि का भुगतान वर्तमान में पदस्थापित महाविद्यालय/सम्बंधित विश्वविद्यालय से की जाएगी। स्थानान्तरित शिक्षकों की सूची संलग्न है।

7. विभागीय राज्यादेश संख्या 15/जी1-02/2013 उ0शि0-05 दिनांक 17.05.2013 के द्वारा स्वीकृत राशि जो विश्वविद्यालय शिक्षा कोष नामक पी0एल0 खाता में जमा है, निकासी शीर्ष

"8448-स्थानीय निधियाँ की जमा (व्यय) -110-शिक्षा निधियाँ-0001-शिक्षा निधियाँ -विपत्र कोड- एल 84480011-00001" से होगी। राशि की निकासी राज्यादेश संख्या 15/जी1-02/2013 उ0शि0-05 दिनांक 17.05.2013 द्वारा प्राधिकृत अवर सचिव, शिक्षा विभाग, बिहार, द्वारा कर संबंधित विश्वविद्यालयों को इंटरनेट के माध्यम से उपलब्ध कराया जाएगा।

8. अवर सचिव, शिक्षा विभाग के पत्रांक 15/पी1-03/2011 उ0शि0- 994 दिनांक 28.05.2013 के आलोक में डा0 अरविन्द कुमार शर्मा, सम्पर्क पदाधिकारी, तिलका मांझी भागलपुर विश्वविद्यालय, भागलपुर के माह मार्च, 2013 से माह मई, 2013 के वेतनादि की राशि रू0 2,42,295/- (दो लाख ब्यालीस हजार दो सौ पंचानबे) मात्र को तिलका मांझी भागलपुर विश्वविद्यालय, भागलपुर के लिए विमुक्त की जा रही राशि रूपये 47,79,30,580/- (सैंतालीस करोड़ उन्यासी लाख तीस हजार पाँच सौ अस्सी) मात्र से कटौती कर शेष राशि 47,76,88,285/- (सैंतालीस करोड़ छिहत्तर लाख अठासी हजार दो सौ पचासी) मात्र विमुक्त की जा रही है।

9. विभागीय पत्र संख्या 21/ नि0 (उ0शि0) दिनांक 18.02.2006 के आलोक में उपरोक्त विमुक्त की जा रही राशि भारतीय स्टेट बैंक के सहयोग से ECS के द्वारा भारतीय स्टेट बैंक, बेली रोड़ शाखा, पटना के माध्यम से संबंधित सभी विश्वविद्यालयों को भारतीय स्टेट बैंक में संधारित उनके खाता में स्थानान्तरित की जाएगी।

10. विमुक्त की गयी राशि का उपयोगिता प्रमाण पत्र विहित प्रपत्र में विश्वविद्यालय से प्राप्त होने के पश्चात् ही अगले माहों के लिए वेतनादि/पेंशनादि हेतु राशि विमुक्त की जाएगी। उपयोगिता प्रमाण पत्र के साथ विश्वविद्यालय द्वारा इस आशय का भी प्रमाण पत्र अनिवार्य रूप से दिया जाएगा कि विधिवत रूप से सृजित पद पर नियमित रूप से नियुक्त होकर कार्यरत विश्वविद्यालय/महाविद्यालय कर्मियों को राज्य सरकार द्वारा स्वीकृत वेतनमान के आधार पर अनुमान्य वेतनादि का भुगतान किया गया है।

10. भारतीय अंकेक्षण तथा लेखा विभाग और राज्य सरकार के वित्त (अंकेक्षण) विभाग को यह अधिकार होगा कि वे इस स्वीकृत एवं विमुक्त राशि का अंकेक्षण करें।

विश्वासभाजन,

ह0/-


(एस0आर0 सिंह)

निदेशक (उच्च शिक्षा)

ज्ञापांक 15/पी 5-02/2013 उ0शि0-1013

पटना, दिनांक 29/5/2013

प्रतिलिपि:- विभागीय मंत्री के आप्त सचिव/प्रधान सचिव, शिक्षा विभाग के निजी सहायक/आय-व्यय पदाधिकारी, वित्त विभाग एवं प्रशाखा पदाधिकारी-09/वित्त विभाग/कोषागार पदाधिकारी, विकास भवन, बेली रोड़ पटना/अवर सचिव, शिक्षा विभाग, बिहार, पटना /सभी उपनिदेशक, शिक्षा विभाग, बिहार, पटना/कुलसचिव एवं वित्त पदाधिकारी, राज्य के सभी विश्वविद्यालय/प्रशाखा पदाधिकारी 5, 14 एवं 15 शिक्षा विभाग तथा सभी सहायक तथा लेखापाल, शिक्षा (उ0शि0) विभाग, बिहार, पटना को सूचनार्थ एवं आवश्यक कार्यार्थ प्रेषित।

  
(एस0आर0 सिंह)  
निदेशक (उच्च शिक्षा)

P.K.  
29/5

Details of Expenditure for Magadh University, Bodh Gaya for the First Three Month of FY-2013-2014 That is March 2013, April 2013 & May 2013

Sl. No.	Name of the College/ Deptt.	Total Teaching Posts (Sanctioned)	Total Teaching Posts (Working)	Total Working Teaching Posts Admissible For Calculation	Adhoc Amount Teaching for one month	Sanctioned Post			Working Post			Working as Admissible			Adhoc Amount for Non-Teaching for one month	Adhoc Amount for Teaching & Non-Teaching for one month	Adhoc Amount for Teaching & Non-Teaching for Three month
						NT (Excluding Lab Personnel (I/IIrd Grade))	Lab Personnel (IIIrd Grade)	Lab Personnel on Staffing Pattern (IIIrd Grade)	NT (Excluding Lab Personnel (I/IIrd Grade))	Lab Personnel (I/IIrd Grade)	Lab Personnel on Staffing Pattern (IIIrd Grade)	NT (Excluding Lab Personnel (I/IIrd Grade))	Lab Personnel (I/IIrd Grade)	Lab Personnel on Staffing Pattern (IIIrd Grade)			
1	University Head Quarter & allied Units				0												
2	P.G. Deptt.	108	118	108	11874511	436	0	0	462	0	0	418	0	0	9973808	9973808	29921424
3	A.N. COLLEGE, PATNA	99	93	94	9484350	145	5	0	171	5	12	119	5	12	2816646	14691152	44073471
4	B.S. COLLEGE, DANAPUR, PATNA	58	48	52	5196348	66	0	0	77	0	27	62	0	27	2122157	11606507	34819521
5	COLLEGE OF COMMERCE, PATNA	185	129	125	12341889	156	0	0	32	0	5	31	0	4	923301	6319649	18958947
6	J.D. WOMENS COLLEGE, PATNA	54	51	51	5312321	48	3	0	137	0	17	136	0	15	3132644	15474533	46423599
7	J.N.L. COLLEGE, KHAGAUL	33	20	21	2226876	12	0	0	55	3	5	46	3	2	1167891	6480212	19440636
8	MAHILA COLLEGE KHAGAUL, PATNA	17	13	15	1988354	6	0	0	17	0	4	11	0	3	333485	2560361	7681083
9	R.P.M COLLEGE, PATNA CITY	21	20	21	2136830	20	0	0	10	0	2	5	0	0	116987	2105341	6316023
10	SRI ARVIND MAHILA COLLEGE, PATNA	37	35	35	3338875	26	4	0	16	0	5	16	0	5	511475	2648305	7944915
11	T.P.S. COLLEGE, PATNA	38	37	39	4397333	43	5	0	28	4	0	21	4	0	606807	3945682	11837046
12	S.M.D COLLEGE, PUNPUN, PATNA	56	40	42	4102721	44	3	0	41	6	0	35	5	0	980644	5377977	16133931
13	A.M. COLLEGE, GAYA	62	36	36	3254759	71	13	0	41	3	2	40	3	2	963974	5066695	15200085
14	A.N.S. COLLEGE BARI	89	23	23	2151764	68	4	0	58	13	0	55	13	0	1550688	4805447	14416341
15	A.N.S. COLLEGE, NABINAGAR, AURANGABAD	37	9	10	1488885	39	3	0	68	4	10	58	4	8	1457263	3609027	10827081
16	DAUDNAGAR COLLEGE, DAUDNAGAR	51	17	18	1983342	92	7	0	36	3	0	36	3	0	825886	2314471	6943413
17	G.B.M. COLLEGE, GAYA	49	21	22	2492998	40	0	0	71	7	0	68	7	0	1692409	3675751	11027253
18	G.J. COLLEGE RAMBAGH BIHTA	44	13	13	1239325	35	0	0	31	0	6	30	0	6	817605	3310603	9931809
19	JAGJIWAN COLLEGE, GAYA	56	23	24	2461222	60	0	0	37	0	4	35	0	4	775493	2014818	6044454
20	K.L.S. COLLEGE, NAWADA	47	12	12	1038088	35	0	0	58	0	9	45	0	8	1137678	3598900	10796700
21	KISAN COLLEGE SOHSARAI, NALANDA	79	27	27	2333258	61	5	0	40	0	10	34	0	10	903307	1941395	5824185
22	M.D. COLLEGE, NAUBATPUR	29	4	4	393671	23	0	0	51	5	0	50	5	0	1069495	3402753	10208259
23	M.M. COLLEGE, BIKRAM	32	14	14	1172404	54	3	0	20	0	2	20	0	2	455824	849495	2548485
24	NALANADA MAHILA COLLEGE, BIHARSHARIF	43	28	28	2808525	30	0	0	54	3	1	50	3	1	1105801	2278205	6834615
25	R.L.S.Y. COLLEGE, BHAKTYARPUR	46	23	23	1914870	22	0	0	29	0	10	27	0	10	788594	3597119	10791357
26	R.M.W. COLLEGE, NAWADA	24	9	9	813452	8	0	0	22	0	17	20	0	16	860825	2775695	8327085
27	R.R.S. COLLEGE, MOKAMA, PATNA	44	11	11	879181	87	0	0	12	0	2	8	0	2	211424	1024876	3074628
28	S.SINHA COLLEGE, AURANGABAD	57	27	27	2452342	67	0	0	58	0	9	55	0	9	1333071	2212252	6630756
29	S.D. COLLEGE KALER(ARWAL)	30	10	10	826084	16	0	0	53	0	6	53	0	5	1217657	3669999	11009997
30	S.M.S.G COLLEGE, SHERGHATI (GAYA)	34	10	10	877268	69	6	0	21	0	5	16	0	5	430916	1257000	3771000
31	S.N.SINHA COLLEGE, JEHANABAD	44	12	12	1062972	48	0	0	46	6	1	46	6	1	1158039	2035307	6105921
32	S.N.S COLLEGE, TEKARI, GAYA	61	16	16	1532363	119	0	0	49	0	10	45	0	10	1187192	2250164	6750492
33	S.N.SINHA COLLEGE, WARISALIGANJ,	46	14	14	1300915	69	8	0	58	8	1	51	8	1	2202934	3735297	11205891
															1244205	2545120	7635360

Sl. No.	Name of the College/ Deptt.	Total Teaching Posts (Sanctioned)	Total Teaching Posts (Working)	Total Working Teaching Posts Admissible For Calculation	Adhoc Amount Teaching for one month	Sanctioned Post			Working Post			Working as Admissible			Adhoc Amount for Non-Teaching for one month	Adhoc Amount for Teaching & Non-Teaching for one month	Adhoc Amount for Teaching & Non-Teaching for Three months	
						NT (Excluding Lab Personnel Illrd Grade)	Lab Personnel (Illrd Grade)	Lab Personnel on Staffing Pattern (Illrd Grade)	NT (Excluding Lab Personnel Illrd Grade)	Lab Personnel (Illrd Grade)	Lab Personnel on Staffing Pattern (Illrd Grade)	NT (Excluding Lab Personnel Illrd Grade)	Lab Personnel (Illrd Grade)	Lab Personnel on Staffing Pattern (Illrd Grade)				
34	S.P.M. COLLEGE, UDANTPURI, BIHARSHARIF	55	15	15	1488719	28	0	0	33	0	8	28	0	6	762278	2250997	6752991	
35	S.S. COLLEGE, JEHANABAD	67	15	15	1246099	54	0	0	53	0	10	46	0	9	1164240	2410339	7231017	
36	S.U. COLLEGE, HILSA	60	18	18	1520620	40	0	0	44	0	9	38	0	7	850027	2370647	7111941	
37	NALANDA COLLEGE, BIHARSHARIF,	93	36	38	4011433	69	13	0	77	13	11	64	13	11	1910464	5921897	17766691	
38	GAYA COLLEGE, GAYA	158	80	83	9477807	101	0	0	116	0	27	87	0	27	2388150	11865957	35597871	
39	MIRZA GHALIB COLLEGE, GAYA	54	47	45	4106216	58	18	0	53	15	0	53	15	0	1336471	5442687	16328061	
40	ALLAMA IQBAL COLLEGE, BIHARSHARIF	64	71	55	3139782	41	11	0	40	11	0	38	11	0	1093401	4233183	12699549	
41	ORIENTAL COLLEGE, PATNA CITY	55	50	49	3785616	64	8	0	66	8	0	60	8	0	1597915	5383531	16150593	
42	SOGHRA COLLEGE SOGHRA, BIHARSHARIF	60	47	45	2614090	50	10	0	50	10	0	50	9	0	1190975	3805065	11415195	
Total:-		2376	1342	1329	128468478	2703	129	0	2584	127	257	2298	125	238	58369746	186838224	560514672	
43	S.G.G.S COLLEGE, PATNA CITY	95	81	61	6311350	34	9	0	101	6	0	25	6	0	752575	7063925	21191775	
44	R.K.D. COLLEGE, PATNA	69	84	62	7235054	45	8	0	90	8	0	38	8	0	1156666	8391720	25175160	
45	GANGA DEVI MAHILA COLLEGE, PATNA	107	76	61	5886930	83	13	0	82	9	0	51	9	0	1325398	7212328	21636984	
46	B.D.EVENING COLLEGE, PATNA	141	121	110	11268030	89	12	0	110	11	0	78	11	0	2038145	13306175	39918525	
47	T.S. COLLEGE, HISUA	73	66	61	5543124	52	10	0	109	10	0	50	10	0	1330493	6873617	20620851	
48	S.B.A.N COLLEGE, DERHETA LARI ARWAL	113	100	72	7043618	96	23	0	90	8	0	50	8	0	1293316	8336934	25010802	
49	R.L.S.Y COLLEGE, AURANGABAD	49	67	21	2826180	42	12	0	137	9	0	31	9	0	950734	3776914	11330742	
50	K.S.M COLLEGE, AURANGABAD	68	64	50	4884682	59	13	0	96	7	0	45	7	0	1031444	5916126	17748378	
Total:-		715	659	498	50998968	500	100	0	815	68	0	368	68	0	9878771	60877739	182633217	
G. Total:-		3091	2001	1827	179467446	3203	229	0	3399	195	257	2666	193	238	68248517	247715963	743147889	
51	Revised Pension & Post Retirel Benefits														Total:-	128680991	308148437	924445311


Rs Ninety Two crore Forty Four lacs Forty Five thousand Three hundred Eleven only.

(एसओआरओ सिंह)  
निदेशक (उच्च शिक्षा)  
P.R.  
2/15


Details of Expenditure for Patna University, Patna for the First Three Month of FY-2013-2014 That is March 2013, April 2013 & May 2013

Sl. No.	Name of the College/ Deptt.	Total Teaching Posts (Sanctioned)	Total Teaching Posts (Working)	Total Working Teaching Posts Admissible For Calculation	Adhoc Amount for Teaching for one month	Sanctioned Post			Working Post			Working as Admissible			Adhoc Amount for Non-Teaching for one month	Adhoc Amount for Teaching & Non-Teaching for one month	Adhoc Amount for Teaching & Non-Teaching for Three month
						NT (Excluding Lab Personnel (IIRD Grade))	Lab Personnel (IIRD Grade)	Lab Personnel on Staffing Pattern (IIRD Grade)	NT (Excluding Lab Personnel (IIRD Grade))	Lab Personnel (IIRD Grade)	Lab Personnel on Staffing Pattern (IIRD Grade)	NT (Excluding Lab Personnel (IIRD Grade))	Lab Personnel (IIRD Grade)	Lab Personnel on Staffing Pattern (IIRD Grade)			
1	University Head Quarter & allied units				0	401	0	0	284	0	0	278	0	0	7405079	7405079	22215237
2	P.G. Deptt.	236	150	146	16037258	252	4	0	141	5	0	132	4	0	2827591	18864849	56594547
3	Science College, Patna	112	43	43	4286447	146	15	0	105	13	0	105	13	0	2257396	6543843	19631529
4	Patna College, Patna	75	37	37	3601184	95	0	0	77	0	0	77	0	0	1377725	4978909	14936727
5	B.N. College, Patna	153	56	56	5283108	115	4	0	102	4	0	101	4	0	1889607	7173015	21519045
6	Magadh Mahila College, Patna	95	44	44	3923293	64	2	0	50	1	0	49	1	0	977306	4900599	14701797
7	Patna Women's College, Patna	50	32	32	2581402	38	3	0	22	3	0	22	3	0	579181	3160583	9481749
8	Patna Women's Training College, Patna	12	6	4	250926	14	0	0	9	0	0	9	0	0	183168	434094	1302282
9	Patna Training College, Patna	10	3	3	190174	22	0	0	13	0	0	12	0	0	192787	382961	1148883
10	Patna Law College, Patna	29	6	6	429965	30	0	0	17	0	0	17	0	0	281318	711283	2133849
11	College of Arts & Crafts, Patna	12	10	10	898484	15	0	0	13	0	0	13	0	0	234241	1132725	3398175
12	Vanijya Mahavidyalaya, Patna	18	12	12	1176481	33	0	0	39	0	0	32	0	0	727166	1903647	5710941
13	Institute of Psychological Research & Set	5	3	3	375285	12	0	0	4	0	0	4	0	0	76789	452074	1356222
Total:-		807	402	396	39034007	1237	28	0	876	26	0	851	25	0	19009654	58043661	174130983
14	Revised Pension & Post Retirel Benefits														27080235	27080235	81240705
Total:-															46089889	85123896	255371688

Rs. Twenty Five crore Fifty Three lacs Seventy Thousand Six hundred Eighty Eight Only

  
(एस0आर0 सिंह)

निदेशक (उच्च शिक्षा)

  
22/5

Details of Expenditure for K.S.D.S. University, Darbhanga for the First Three Month of FY-2013-2014 That is March 2013, April 2013 & May 2013

No.	Name of the College/ Deptt.	Total Teaching Posts (Sanctioned)	Total Teaching Posts (Working)	Total Working Teaching Posts Admissible For Calculation	Adhoc Amount Teaching for one month	Sanctioned Post			Working Post			Working as Admissible			Adhoc Amount for Non-Teaching for one month	Adhoc Amount for Teaching & Non-Teaching for one month	Adhoc Amount for Teaching & Non-Teaching for Three month
						NT (Excluding Lab Personnel (I/IIrd Grade))	Lab Personnel (I/IIrd Grade)	Lab Personnel on Staffing Pattern (I/IIrd Grade)	NT (Excluding Lab Personnel (I/IIrd Grade))	Lab Personnel (I/IIrd Grade)	Lab Personnel on Staffing Pattern (I/IIrd Grade)	NT (Excluding Lab Personnel (I/IIrd Grade))	Lab Personnel (I/IIrd Grade)	Lab Personnel on Staffing Pattern (I/IIrd Grade)			
1	University Head Quarter				0	162	0	0	188	0	0	145	0	0	3756115	3756115	11268345
2	P. G. Department	31	23	22	2239996	5	0	0	6	0	0	5	0	0	114419	2354415	7063245
3	M.A.R.L. Sans. College, Darbhanga	10	7	6	515884	4	0	0	4	0	0	4	0	0	84276	600170	1800610
4	Purnima Ram Pratap Sans. College, Balgani, Darbhanga	10	6	4	258932	4	0	0	4	0	0	4	0	0	81892	340824	1022472
6	Jagdamba Sans. College, Batho, Darbhanga	11	3	2	167052	4	0	0	3	0	0	3	0	0	67786	234838	704514
6	Umesh Sans. College, Tarauni, Darbhanga	11	3	1	47156	4	0	0	4	0	0	4	0	0	81892	129048	387144
7	Ramawatar Gautam Sans. College, Ahilyasthan, Darbhanga	10	7	5	331672	7	0	0	4	0	0	4	0	0	69158	400830	1202490
8	Baba Saheb Ram Sans. College, Pacharhi, Darbhanga	10	7	4	299478	4	0	0	4	0	0	4	0	0	81892	381370	1144110
9	Laxmi Narayan Rameshwar Sans. College, Jaidoo Patti, Dar.	10	3	3	240556	7	0	0	4	0	0	4	0	0	81892	322448	967344
10	Akhil Bharatiya Sans. Vidyapith, Khamhar, Begusarai	10	4	4	418000	4	0	0	4	0	0	4	0	0	84276	502276	1506828
11	Ugratara Bharati Mandan Sans. College, Mahishi, Saharsa	10	7	5	365739	5	0	0	4	0	0	4	0	0	83084	448823	1346489
12	Awadh Bihari Sans. College, Rahimpur, Khagaria	10	5	5	489988	4	0	0	4	0	0	4	0	0	81892	571880	1715640
13	Radha Umakant Sans. College, Sukhsena, Purnea	16	4	4	350688	26	0	0	20	0	0	20	0	0	373094	732782	2198346
14	Mahant Keshav Sans. College, Fatuha, Patna	10	4	4	270815	4	0	0	4	0	0	4	0	0	83084	353899	1061657
15	Nimbark Krishna Madhwanand Sans. College, Dhanamath, Patna	10	5	3	267808	4	0	0	3	0	0	3	0	0	55052	322860	968580
16	Raghuvendra Sans. College, Taretpai, Patna	10	7	5	360452	4	0	0	4	0	0	4	0	0	81892	442344	1327032
17	Sidheshwari Sans. College, Pachrukhiya, Bhojpur	10	5	3	250196	4	0	0	4	0	0	4	0	0	81892	332088	996264
18	Braj Bhushan Sans. College, Kharkhura, Gaya	10	4	4	342076	4	0	0	4	0	0	4	0	0	81892	423968	1271904
19	Shiv Prasad Sans. Degree College, Rampur, Buxar	10	5	3	203804	4	0	0	3	0	0	3	0	0	67786	271590	814770
20	Ramachin Mishra Bhaskaroday Sanskrit College, Deorahia, Buxar	10	3	2	184664	4	0	0	3	0	0	3	0	0	67786	252450	757350
21	Nandan Sans. College, Isahpur, Madhubani	10	5	4	277308	4	0	0	3	0	0	3	0	0	67786	345094	1035282
22	M.M.L. Sans. Vidyapeeth, Lohna, Madhubani	10	5	4	370092	4	0	0	4	0	0	4	0	0	81892	451984	1355952
23	Kalyani Mithila College, Dip, Madhubani	10	4	2	102284	4	0	0	3	0	0	3	0	0	55052	157336	472008
24	Aditya Nath Paras Mani Sans. College, RahuaSangram, Madhubani	10	5	3	267808	5	0	0	3	0	0	3	0	0	67786	335594	1006782
25	Madaneshwar Sans. College, Madaneshwar Sthan, Madhubani	10	4	2	166288	4	0	0	3	0	0	3	0	0	67786	234074	702222
26	Government Sanskrit College, Kajipur, Patna*	10	11	9	940436	4	0	0	2	0	0	2	0	0	45323	985759	2957277
27	Dharm Samaj Sanskrit College, Muzaffarpur	12	9	6	361099	11	0	0	9	0	0	9	0	0	156851	517950	1553850
28	Government Sanskrit College, Bhagalpur*	10	5	5	458613	4	0	0	4	0	0	4	0	0	84276	540889	1622667
29	Bharat Mishra Sans. College, Chapra	10	4	3	276453	4	0	0	3	0	0	3	0	0	56653	333106	999318
30	Rishikul Br. Sans. College, Vedivan, Madhubani	10	3	3	194164	4	0	0	4	0	0	4	0	0	81892	278056	828168
31	Bajinath Pandey Arya Sans. College, Siwan	10	4	3	276453	4	0	0	3	0	0	3	0	0	37297	313750	941250
32	L.P.N.S. College, Banka	10	5	5	373825	7	0	0	4	0	0	4	0	0	83084	458909	1370727
33	Sri Ram Sans. College, Vijaypur, Gopalganj	10	4	3	225439	4	0	0	3	0	0	3	0	0	55853	281292	843876
34	Dr. J.M. Sanskrit College, Pastan, Madhubani	10	9	8	481570	10	0	0	10	0	0	10	0	0	179262	660832	1982496
35	Pamreshwari Veena Sanskrit College, Andharatharhi, Madhubani	10	10	8	499946	4	0	0	3	0	0	3	0	0	67786	567732	1703196
36	Kirti Narayan Kamakhya Sanskrit College, Mahall, Madhubani	10	9	5	257264	9	0	0	7	0	0	7	0	0	124210	381474	1144422
37	Lakshmeshwari Priya Sanskrit College, Samout, Madhubani	10	9	9	496152	4	0	0	2	0	0	2	0	0	53680	549832	1649496
38	Sidheshwari Laxminath Sanskrit College, Gajhara, Madhubani	10	7	7	444818	4	0	0	3	0	0	3	0	0	55052	499870	1499610
39	Sri Satya Narayan Sanskrit College, Chatauni, Madhubani	10	4	4	220512	5	0	0	6	0	0	6	0	0	27300	247812	743436
40	NITYANAND SANSKRIT COLLEGE AMARUT, JAHANABAD	10	5	1	55128	4	0	0	4	0	0	4	0	0	81892	137020	411060
41	Dev Shankar Haldhar Chy. Sanskrit College, Chanpura, Madhubani	10	5	3	224306	4	0	0	3	0	0	3	0	0	55052	279558	838074
42	Sri Chhatradhari Sanskrit College, Hathua, Gopal Garij	10	6	6	382685	4	0	0	3	0	0	3	0	0	55853	438538	1315614
43	Sri Ganesh Girivardhari Sanskrit College, Vakhitarpur, Patna	10	5	4	223740	4	0	0	3	0	0	3	0	0	68773	292513	877539
44	SRI RAM SANSKRIT COLLEGE SARAUTI, JAHANABAD	10	8	2	110256	4	0	0	4	0	0	4	0	0	81892	192148	576444
45	Sri Vashudeo Sanskrit Mahavidyalay, Akbarpur, Patna	10	8	5	275640	4	0	0	4	0	0	4	0	0	81892	357532	1072596
46	Seth Ram Niranjan Das Murarka Sanskrit Mahavidyalay, Patna	10	6	4	243896	4	0	0	2	0	0	2	0	0	31466	275362	826086

Sl. No.	Name of the College/ Deptt.	Total Teaching Posts (Sanctioned)	Total Teaching Posts (Working)	Total Working Teaching Posts Admissible For Calculation	Adhoc Amount Teaching for one month	Sanctioned Post			Working Post			Working as Admissible			Adhoc Amount for Non-Teaching for one month	Adhoc Amount for Teaching & Non-Teaching for one month	Adhoc Amount for Teaching & Non-Teaching for Three month	
						NT (Excluding Lab Personnel (IIRD Grade))	Lab Personnel (IIRD Grade)	Lab Personnel on Staffing Pattern (IIRD Grade)	NT (Excluding Lab Personnel (IIRD Grade))	Lab Personnel (IIRD Grade)	Lab Personnel on Staffing Pattern (IIRD Grade)	NT (Excluding Lab Personnel (IIRD Grade))	Lab Personnel (IIRD Grade)	Lab Personnel on Staffing Pattern (IIRD Grade)				
47	Mahant Satyanand Giri Harihar Sanskrit College, Bodh Gaya,	10	7	5	325453	4	0	0	4	0	0	4	0	0	84276	408729	1229187	
48	Juthalal Sanskrit College, West Champaran	10	6	5	279675	4	0	0	3	0	0	3	0	0	68773	348448	1045344	
49	Bharteshwari Marwadi Sanskrit College, Chhapra	10	9	9	510687	4	0	0	4	0	0	4	0	0	84276	594963	1784889	
50	Sri Niwas Mukund Ramanuj Sanskrit College, Wasanwala, Bho	10	8	3	165384	4	0	0	3	0	0	3	0	0	67786	233170	695510	
51	Mithila Sanskrit College, Sasoula Sabha, Sitamarhi	10	5	4	220512	4	0	0	3	0	0	2	0	0	36244	256756	770268	
52	Harhar Sanskrit College, Bakulharmath, West Champaran	10	5	0	0	4	0	0	2	0	0	1	0	0	9404	9404	28212	
53	Sri Ram Prakash Sanskrit College, Patepur, Vaishali	10	7	7	391545	4	0	0	4	0	0	4	0	0	83064	474829	1423887	
54	Gurukul Sanskrit College, Mehiyan, Chapra	10	10	10	610202	4	0	0	4	0	0	4	0	0	81892	692094	2076282	
55	Gurukul Sanskrit College, Balganiga, Sitamarhi	10	7	3	224306	4	0	0	2	0	0	2	0	0	40946	285252	795756	
56	Brahmadeo Muni Udasin Sanskrit College, Hajipur, Vaishali	10	7	7	397201	7	0	0	3	0	0	3	0	0	69761	486962	1406696	
57	Vidyanand Skl. College, Sankatmochandham, Darbhanga	10	7	2	110266	9	0	0	8	0	0	8	0	0	163784	274040	822120	
58	Rajeshwar Thakur Sanskrit College, Raghapur, Gorhiyani, Dar.	10	9	1	55128	4	0	0	6	0	0	4	0	0	81892	137020	411080	
59	Sanskrit College, Roshra, Samastipur	10	5	4	226872	4	0	0	4	0	0	4	0	0	84276	311248	933744	
60	Rawaneshwar Sanskrit College, Gidhour, Jammul	10	4	4	220512	4	0	0	5	0	0	3	0	0	63084	283596	850788	
61	Jagjeevan Abhyudaya Sanskrit College, Abhyudayanagar	10	3	3	227594	4	0	0	4	0	0	3	0	0	46776	274370	823110	
62	Siyama Charan Vidyapith Sanskrit College, Bounsi, Banksa,	10	9	8	441024	4	0	0	3	0	0	2	0	0	32002	473026	1419078	
63	Goshwami Madusudan Sanskrit College, Bangarw, Saharsha	10	8	3	224306	4	0	0	2	0	0	2	0	0	40946	285252	795756	
64	Sarwasti Bilash Skt. College, Barauni, Begusaral	10	8	1	55935	4	0	0	2	0	0	2	0	0	28622	84557	253571	
65	Sarwjeet snk. Upasastri College laha DBG	8	5	5	125990	3	0	0	2	0	0	2	0	0	29432	155422	466266	
66	Janaki snk. Upasastri college Narkatiyaganj W.Champaran	8	1	1	25421	3	0	0	2	0	0	2	0	0	22712	48133	144399	
67	H. Rai Gyanodaya Snk. Upasastri College Mandri Palna	8	3	3	75594	3	0	0	2	0	0	2	0	0	29432	105026	315078	
68	Upasastri Snk College Pindaruch DBG	8	5	5	144672	3	0	0	1	0	0	1	0	0	11236	155908	467724	
69	Shanker Sanskrit College, Shahpur, Begusari	8	7	7	176386	3	0	0	3	0	0	3	0	0	40668	217054	651162	
70	Darsan Snk up. college Maniyari Muzaffarpur	8	0	0	0	3	0	0	2	0	0	2	0	0	29432	29432	86296	
71	Rishikujashram snk ups. college sangrampur college w. Cham.	8	6	6	151188	3	0	0	2	0	0	2	0	0	29432	180620	541860	
72	Rishikujashram snk ups. college sangrampur college w. Cham.	8	6	6	151188	3	0	0	3	0	0	3	0	0	40668	191856	575668	
73	Laxminivati Sanskrit College, Sarisab-Pahi, Madhubani	8	6	6	125990	3	0	0	3	0	0	3	0	0	40668	166658	499374	
74	Ami.Lal Babua Sanskrit upasastri College, Khara-Budhima, Madh	8	5	5	125990	3	0	0	3	0	0	3	0	0	29432	180620	541860	
75	Deo Bharti snk. up. college uchilma Gaya	8	6	6	151188	3	0	0	2	0	0	2	0	0	40668	141460	424380	
76	Rudra Sanskrit Upshastri College, Hulas, Saharsa	8	4	4	100792	3	0	0	3	0	0	3	0	0	40668	141460	424380	
77	Anant Lal snk. Upasastri College Jammul Khangara Arahiya	8	6	6	151188	3	0	0	1	0	0	1	0	0	18196	169384	508152	
78	Sanskrit Upasastri College, Hardwan, Gaya	8	6	6	151188	3	0	0	3	0	0	3	0	0	40668	191856	575668	
79	Mukhlal Snk. Upasastri College, Bandhu chapra Bhojpur	8	7	7	176386	3	0	0	2	0	0	2	0	0	29432	205818	617454	
80	J.N.B snk.college Lagma DBG	8	6	6	127500	3	0	0	3	0	0	1	0	0	10708	138208	414824	
	Total:-	781	468	359	22339504	520	0	0	480	0	0	421	0	0	9077301	31416805	94280415	
															5758895	5759885	17278785	
															Total:-	14836995	37176500	11172990

Rs. Eleven crore Fifteen lacs Twenty Nine thousand five hundred only.

का. 248  
(एसओआर सिंह)

निदेशक (उच्च शिक्षा)

P. 10  
29/15



**Details of Expenditure for B.R.A. Bihar University, Muzaffarpur for the First Three Month of FY-2013-2014 That is March 2013, April 2013 & May 2013**

Sl. No.	Name of the College/ Deptt.	Total Teaching Posts (Sanctioned)	Total Teaching Posts (Working)	Total Working Teaching Posts Admissible For Calculation	Adhoc Amount Teaching for one month	Sanctioned Post			Working Post			Working as Admissible			Adhoc Amount for Non-Teaching for one month	Adhoc Amount for Teaching & Non-Teaching for one month	Adhoc Amount for Teaching & Non-Teaching for Three month
						NT (Excluding Lab Personnel Illrd Grade)	Lab Personnel (Illrd Grade)	Lab Personnel on Staffing Pattern (Illrd Grade)	NT (Excluding Lab Personnel Illrd Grade)	Lab Personnel (Illrd Grade)	Lab Personnel on Staffing Pattern (Illrd Grade)	NT (Excluding Lab Personnel Illrd Grade)	Lab Personnel (Illrd Grade)	Lab Personnel on Staffing Pattern (Illrd Grade)			
1	University Head Quarter & allied Units				0	406	0	0	332	0	0	329	0	0	7677773	7677773	23033319
2	P.G. Deptt.	230	131	131	13287196	73	4	0	81	4	3	67	4	0	1374919	14662115	43986345
3	L.S. College, Muzaffarpur	93	70	70	6155890	142	1	0	88	1	1	88	1	1	1680268	7836158	23508474
4	MDDM College, Muzaffarpur	75	55	54	4797867	56	0	0	47	0	0	47	0	0	918149	5716016	17148048
5	RDS College, Muzaffarpur	95	59	59	5393362	72	0	0	54	0	0	53	0	0	1004178	6397540	19192620
6	SRPS College, Jaintpur	43	11	11	1098618	33	0	0	19	0	0	19	0	0	382620	1481238	4443714
7	Rameshwar College, Muzaffarpur	61	31	31	2891834	49	0	0	34	0	1	31	0	1	601727	3493561	10480683
8	MSKB College, Muzaffarpur	58	35	35	3301642	58	0	0	48	0	1	48	0	1	1053355	4354997	13064991
9	MP Sinha Sc. College, Muzaffarpur	36	23	23	1948803	19	0	0	17	0	0	16	0	0	325886	2274689	6824067
10	Dr. RMLS College, Muzaffarpur	37	21	21	2042166	32	1	0	32	1	1	31	1	0	667824	2709990	8129970
11	Jiwachh College, Motipur	18	9	9	801857	10	0	0	8	0	0	7	0	0	142663	944520	2833560
12	LNT College, Muzaffarpur	44	26	26	2559330	36	6	0	35	6	1	29	6	1	765312	3324642	9973926
13	JBSD College, Bakuchi	21	9	9	926210	11	0	0	13	0	0	11	0	0	206102	1132312	3396936
14	CN College, Sahebganj	23	8	8	789719	16	0	0	11	0	0	11	0	0	209101	998820	2996460
15	RBBM College, Muzaffarpur	25	18	18	1798384	17	0	0	17	0	0	17	0	0	353509	2151893	6455679
16	RC College, Sakra	24	12	12	1114165	14	0	0	16	0	0	11	0	0	227266	1341431	4024293
17	Nilishwar College, Muzaffarpur	43	36	36	3419550	29	2	0	30	2	0	29	2	0	679587	4099137	12297411
18	SRKG College, Sitamarhi	55	27	27	2673103	65	0	0	43	0	1	43	0	1	862808	3535911	10607733
19	JS College, Chandauli	30	9	9	883048	25	0	0	23	0	0	22	0	0	443298	1326346	3979038
20	RSSM College, Sitamarhi	28	8	8	705627	13	1	0	7	1	0	7	1	0	170354	875981	2627943
21	SLK College, Sitamarhi	27	12	12	1126952	41	0	0	22	0	0	19	0	0	-111416	1015536	3046608
22	RSS Sc. College, Sitamarhi	23	8	8	769607	32	5	0	28	5	1	27	5	0	621771	1391378	4174134
23	RN College, Hajipur	50	44	44	3825772	50	0	0	42	0	1	41	0	1	828937	4654709	13964127
24	LN College, Bhagwanpur	25	12	12	938977	37	0	0	29	0	1	26	0	0	455971	1394948	4184844
25	Jamuni Lal College, Hajipur	37	30	30	2716476	32	4	0	28	4	0	27	4	0	700800	3417276	10251828
26	DC College, Hajipur	22	14	14	1165294	4	0	0	10	0	0	4	0	0	97384	1262678	3788034
27	BMD College, Dayapur	25	14	14	580438	39	5	0	30	5	1	29	5	1	677308	1257746	3773238
28	RPS College, Chakiyaj	22	8	8	702125	11	0	0	4	0	0	4	0	0	70164	772289	2316867
29	IMS College, Motihari	112	44	44	3920593	86	0	0	65	0	0	58	0	0	1080793	5001386	15004158

Sl. No.	Name of the College/ Deptt.	Total Teaching Posts (Sanctioned)	Total Teaching Posts (Working)	Total Working Teaching Posts Admissible For Calculation	Adhoc Amount Teaching for one month	Sanctioned Post			Working Post			Working as Admissible			Adhoc Amount for Non-Teaching for one month	Adhoc Amount for Teaching & Non-Teaching for one month	Adhoc Amount for Teaching & Non-Teaching for Three month	
						NT (Excluding Lab Personnel Illrd Grade)	Lab Personnel (Illrd Grade)	Lab Personnel on Staffing Pattern (Illrd Grade)	NT (Excluding Lab Personnel Illrd Grade)	Lab Personnel (Illrd Grade)	Lab Personnel on Staffing Pattern (Illrd Grade)	NT (Excluding Lab Personnel Illrd Grade)	Lab Personnel (Illrd Grade)	Lab Personnel on Staffing Pattern (Illrd Grade)				
30	Dr. SK Sinha Mahila College	29	13	13	1238312	34	6	0	32	6	3	32	6	0	739775	1978087	5934261	
31	MSSG College, Areraj	22	5	5	389817	15	0	0	6	0	1	6	0	1	155014	544831	1634493	
32	LND College, Motihari	39	15	15	1365518	21	0	0	26	0	0	21	0	0	396571	1762089	5286267	
33	JLNM College, Ghorasahan	24	9	9	588580	27	1	0	27	1	0	26	1	0	564560	1153140	3459420	
34	SRAP College, Barachakiya	31	10	10	938176	16	0	0	12	0	0	12	0	0	207474	1145650	3436950	
35	SNS College, Motihari	30	10	10	1023039	26	0	0	25	0	0	24	0	0	494438	1517477	4552431	
36	MJK College, Bettiah	61	24	24	2219657	41	0	0	27	0	0	27	0	0	536093	2755750	8267250	
37	TP Verma College	29	17	17	1554335	37	6	0	41	6	0	37	6	0	888161	2442496	7327488	
Total:-		1647	887	882	81652039	1725	42	0	1409	42	17	1336	42	8	28150497	109802536	329407608	
38	RLSY College, Bettiah	101	42	42	3135139	157	6	0	49	6	0	44	6	0	1105476	4240615	12721845	
39	Samta College	41	26	26	2115263	54	5	0	42	5	0	40	5	0	926063	3041326	9123978	
40	KCTC College	46	25	24	1754959	25	4	0	24	4	0	23	4	0	535625	2290584	6871752	
41	Vaishali Mahila College	26	18	18	1583294	27	1	0	20	1	0	19	1	0	411964	1995258	5985774	
Total:-		214	111	110	8588655	263	16	0	135	16	0	126	16	0	2979128	11567783	34703349	
Total:-		1861	998	992	90240694	1988	58	0	1544	58	17	1462	58	8	31129625	121370319	364110957	
42	Revised Pension & Post Retirel Benefits														50835667	50835667	152507001	
															Total:-	81965292	172205986	516617958

Rs. Fifty One crore Sixty Six lacs Seventeen thousand Nine hundred fifty Eight only.

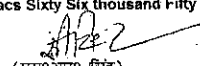
*(Signature)*  
(एस0आर0 सिंह)  
निदेशक (उच्च शिक्षा)

P.10  
29/15

**Details of Expenditure for B.N. Mandal University, Madhepura for the First Three Month of FY-2013-2014. That is March 2013, April 2013 & May 2013**

Sl. No.	Name of the College/ Deptt.	Total Teaching Posts (Sanctioned)	Total Teaching Posts (Working)	Total Working Teaching Posts Admissible For Calculation	Adhoc Amount Teaching for one month	Sanctioned Post			Working Post			Working as Admissible			Adhoc Amount for Non-Teaching for one month	Adhoc Amount for Teaching & Non-Teaching for one month	Adhoc Amount for Teaching & Non-Teaching for Three month	
						NT (Excluding Lab Personnel (I/IIrd Grade))	Lab Personnel (I/IIrd Grade)	Lab Personnel on Staffing Pattern (I/IIrd Grade)	NT (Excluding Lab Personnel (I/IIrd Grade))	Lab Personnel (I/IIrd Grade)	Lab Personnel on Staffing Pattern (I/IIrd Grade)	NT (Excluding Lab Personnel (I/IIrd Grade))	Lab Personnel (I/IIrd Grade)	Lab Personnel on Staffing Pattern (I/IIrd Grade)				
1	University Head Quarter & allied Units				0	4	0	0	6	0	0	3	0	0	293091	293091	879273	
2	P. G. Department, Madhepura	63	42	42	3233593	54	0	0	4	0	0	4	0	0	108924	3342517	10027551	
3	P. G. Centre, Saharsa	20	15	15	1472898	12	0	0	12	0	0	12	0	0	256608	1729506	5188518	
4	Purnea College Purnea	82	47	47	3722969	56	1	0	37	1	0	37	1	0	789316	4512285	13536855	
5	M. L. T. College, Saharsa	61	36	36	2758752	63	0	0	37	0	0	37	0	0	789887	3548639	10845917	
6	T. P. College, Madhepura	59	35	35	2748282	75	4	0	56	4	0	22	4	0	527020	3275302	9825906	
7	D.S. College, Katihar	84	33	33	2865164	61	0	0	38	0	1	38	0	1	842665	3707829	11123487	
8	G.L.M. College, Banmankhi	21	11	11	857358	25	3	0	18	3	0	18	3	0	416082	1273440	3620320	
9	H.S. College, Udakishungari	17	6	6	618060	17	0	0	8	0	0	8	0	0	153248	771308	2313924	
10	Forbesganj College, Forbesganj	46	14	13	887876	29	2	0	22	2	0	22	2	0	542681	1430557	4291871	
11	B.S.S. College, Supaul	38	16	16	1274633	40	0	0	22	0	0	22	0	0	465408	1740041	5220123	
12	Marwari College, Kishanganj	39	17	17	1522404	38	4	0	24	4	0	24	4	0	642134	2164538	6493614	
13	M.J.M. Mahila College, Katihar	26	16	16	1421439	19	1	0	9	1	0	9	1	0	236695	1658134	4874402	
14	R.D.S. College, Salmari	24	8	8	765768	21	2	0	12	2	0	12	2	0	277388	1043156	3129460	
15	Nirmali College, Nirmali	40	20	19	1393169	44	5	0	37	5	0	36	5	0	812366	2205535	6616605	
16	K.P. College, Murliganj	48	18	18	1618805	48	6	0	36	5	0	36	5	0	842979	2461784	7385352	
17	Nehru College, Bahadurganj	14	6	5	50419	17	0	0	14	0	0	14	0	0	281600	332019	996057	
18	M.H.M. College, Sonbarsa	31	12	12	1060534	51	3	0	30	3	0	29	3	0	680013	1740547	5221641	
19	Purnea Mahila College, Purnea	31	22	22	1971861	19	0	0	15	0	0	15	0	0	283265	2255126	6785378	
20	L.N.M.S. College, Birpur	40	18	18	1571730	34	1	0	25	1	0	24	1	0	449992	2021722	6065166	
21	M.L.Arya College, Kasba	42	21	21	1859717	38	3	0	37	3	0	36	3	0	852934	2712651	8137953	
22	R.M.M. Law College, Saharsa	11	10	7	48000	8	0	0	5	0	0	5	0	0	102571	150571	451713	
23	R. Jha Mahila College, Saharsa	42	28	28	2398872	25	6	0	24	6	0	23	6	0	707015	3105887	9317661	
24	Araria College, Araria	47	26	26	2491113	53	8	0	35	8	0	35	8	0	930717	3421830	10266490	
	<b>Total:-</b>	<b>926</b>	<b>477</b>	<b>470</b>	<b>38613416</b>	<b>851</b>	<b>49</b>	<b>0</b>	<b>563</b>	<b>48</b>	<b>1</b>	<b>521</b>	<b>48</b>	<b>1</b>	<b>12284599</b>	<b>50898015</b>	<b>152694045</b>	
25	R. L. College, Madhav Nagar, Purnea	34	51	11	719687	26	0	0	78	0	0	23	0	0	453707	1173394	3520182	
26	B. N. M. V. College, Madhepura	84	51	41	3247549	72	5	0	84	5	0	64	5	0	1321207	4568756	13706268	
27	P. Sc. College, Madhepura	75	82	50	3468514	51	8	0	81	8	0	47	8	0	1139104	4607618	13822854	
28	R. M. College, Saharsa	111	79	67	4878633	30	12	0	72	12	0	26	12	0	878458	5757091	17271273	
29	K. B. Jha College, Katihar	79	57	48	3312994	61	2	0	76	3	0	52	2	0	997142	4210136	12930408	
30	S. N. S. R. K. S. College, Saharsa	173	139	131	8432916	66	16	0	105	16	0	63	16	0	1705507	10138423	30415269	
	<b>Total:-</b>	<b>556</b>	<b>459</b>	<b>348</b>	<b>24060293</b>	<b>306</b>	<b>43</b>	<b>0</b>	<b>496</b>	<b>44</b>	<b>0</b>	<b>275</b>	<b>43</b>	<b>0</b>	<b>6495125</b>	<b>30555418</b>	<b>91666254</b>	
	<b>G. Total:-</b>	<b>1482</b>	<b>936</b>	<b>818</b>	<b>62673709</b>	<b>1157</b>	<b>92</b>	<b>0</b>	<b>1059</b>	<b>92</b>	<b>1</b>	<b>796</b>	<b>91</b>	<b>1</b>	<b>18779724</b>	<b>81453433</b>	<b>244380299</b>	
31	Revised Pension & Post Retiral Benefits														18068584	18068584	54205752	
															<b>Total:-</b>	<b>36848308</b>	<b>99622017</b>	<b>298566051</b>

Rs. Twenty Nine crore Eighty Five lacs Sixty Six thousand Fifty One only.

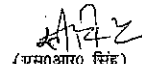
  
 (एस0अस0 सिंह)  
 निदेशक (उच्च शिक्षा)


P.K.  
 29/5

**Details of Expenditure for Jal Prakash University, Chapra for the First Three Month of FY-2013-2014 That is March 2013, April 2013 & May 2013**

Sl. No.	Name of the College/ Deptt.	Total Teaching Posts (Sanctioned)	Total Teaching Posts (Working)	Total Working Teaching Posts Admissible For Calculation	Adhoc. Amount Teaching for one month	Sanctioned Post			Working Post			Working as Admissible			Adhoc Amount for Non-Teaching for one month	Adhoc Amount for Teaching & Non-Teaching for one month	Adhoc Amount for Teaching & Non-Teaching for Three month
						NT (Excluding Lab Personnel (IIRD Grade))	Lab Personnel (IIRD Grade)	Lab Personnel on Staffing Pattern (IIRD Grade)	NT (Excluding Lab Personnel (IIRD Grade))	Lab Personnel (IIRD Grade)	Lab Personnel on Staffing Pattern (IIRD Grade)	NT (Excluding Lab Personnel (IIRD Grade))	Lab Personnel (IIRD Grade)	Lab Personnel on Staffing Pattern (IIRD Grade)			
1	University Head Quarter & allied unit				0	77	0	0	92	0	0	34	0	0	1082143	1082143	3246429
2	P.G. Deptt.	63	61	60	5525415	54	0	0	0	0	0	0	0	0	5525415	16576245	
3	BPS College, Bhore	21	7	7	723170	21	3	0	21	4	0	12	3	0	335594	1058764	3176292
4	DAV College, Siwan	87	35	35	3000593	74	0	0	69	0	0	30	0	0	658286	3658879	10978637
5	Gange Singh College, Chapra	29	9	9	731238	17	0	0	15	0	2	9	0	0	198065	929303	2787908
6	Gopalganj College, Gopalganj	39	18	18	1501080	37	1	0	44	2	0	34	1	0	651581	2152661	8457983
7	Gopeshwar College, Hathwa	41	14	14	1235869	21	0	0	31	0	0	19	0	0	336509	1572378	4717134
8	H.R. College, Amnaur	22	6	6	574263	20	0	0	17	0	2	12	0	2	315496	889759	2689277
9	H.R. College, Mainwa	17	7	7	689987	27	0	0	24	0	3	18	0	3	440944	1130931	3392793
10	J.P. Mahila College, Chapra	35	16	15	1491534	26	0	0	18	0	0	9	0	0	211173	1702707	5108121
11	Jagdam College, Chapra	83	30	30	2369279	66	0	0	44	0	4	37	0	2	846180	3215459	9546377
12	Jaglal Chaudhary College, Chapra	26	12	12	1054311	18	0	0	14	0	0	10	0	0	238796	1293107	3879321
13	Mahendra Mahila College, Gopalganj	10	5	5	40590	9	0	0	9	0	0	5	0	0	111899	152489	457467
14	NLS College, Jaitpur-Daudpur	32	10	9	796724	27	0	0	23	0	1	17	0	0	332612	1129336	3368008
15	Narayan College, Gorla Kothi	31	12	11	806692	44	3	0	42	3	1	35	3	1	788182	1594874	4784622
16	P.C. Vigyan College, Chapra	26	15	12	790221	4	0	0	6	0	1	4	0	0	86166	876387	2629181
17	P.N. College, Parsa	34	11	10	729273	35	0	0	29	0	1	20	0	0	376660	1105933	3317799
18	R.B.G.R. College, Maharaiganj	35	10	10	776754	24	0	0	21	0	3	11	0	1	235763	1012517	3037651
19	Raja Singh College, Siwan	30	15	15	1402670	9	0	0	5	0	1	5	0	1	138944	1541614	4624842
20	Rajendra College, Chapra	157	46	46	4573364	141	0	0	94	0	12	43	0	1	958657	5532021	16596063
21	Ram Jaipal College, Chapra	39	20	20	1839841	35	0	0	35	0	0	23	0	0	453707	2293548	6880644
22	Vidya Bhawan Mahila College, Siwan	27	18	18	1703272	20	6	0	24	5	2	18	5	0	479789	2183061	6549185
23	Y.N. College, Dighwara	29	16	16	1428777	12	0	0	15	0	0	5	0	0	123235	1552012	4656036
24	Z.A. Istamia College, Siwan	87	87	83	6299861	63	6	0	62	6	1	56	6	0	1311855	7611716	22835148
25	P.R. College, Sonapur	13	9	9	883293	0	3	0	0	3	0	0	3	0	87024	970317	2810951
	<b>Total:</b>	<b>1013</b>	<b>489</b>	<b>476</b>	<b>40968071</b>	<b>881</b>	<b>22</b>	<b>0</b>	<b>754</b>	<b>23</b>	<b>34</b>	<b>466</b>	<b>21</b>	<b>11</b>	<b>10799260</b>	<b>51767331</b>	<b>155301993</b>
26	Revised Pension & Post Retirel Benefits														17087583	17087583	51262749
															<b>Total:-</b> 27886843	<b>68854914</b>	<b>206564742</b>

Rs. Twenty crore Sixty Five lacs Sixty Four thousand Seven hundred Forty Two only.

  
 (एसओआर) सिंह  
 निदेशक (उच्च शिक्षा)


  
 29/5

Details of Expenditure for L.N. Mithila University, Darbhanga for the First Three Month of FY-2013-2014 That is March 2013, April 2013 & May 2013

Sl. No.	Name of the College/ Deptt.	Total Teaching Posts (Sanctioned)	Total Teaching Posts (Working)	Total Working Teaching Posts Admissible For Calculation	Adhoc Amount Teaching for one month	Sanctioned Post			Working Post			Working as Admissible			Adhoc Amount for Non-Teaching for one month	Adhoc Amount for Teaching & Non-Teaching for one month	Adhoc Amount for Teaching & Non-Teaching for Three month
						NT (Excluding Lab Personnel (IIRD Grade))	Lab Personnel (IIRD Grade)	Lab Personnel on Staffing Pattern (IIRD Grade)	NT (Excluding Lab Personnel (IIRD Grade))	Lab Personnel (IIRD Grade)	Lab Personnel on Staffing Pattern (IIRD Grade)	NT (Excluding Lab Personnel (IIRD Grade))	Lab Personnel (IIRD Grade)	Lab Personnel on Staffing Pattern (IIRD Grade)			
1	University Head Quarter & allied Units				0	373	0	0	299	0	0	293	0	0	6751325	6751325	20253975
2	P.G. Department	113	108	108	11978386	117	5	0	108	5	3	87	5	0	1707858	13686244	41058732
3	B. M. A. COLLEGE, BAHARI	31	14	14	1092356	62	4	0	51	4	0	51	4	0	1001144	2093500	6280500
4	C. M. COLLEGE, DARBHANGA	91	48	48	4587962	72	1	0	64	1	0	64	1	0	1216173	5804135	17412405
5	C.M. SCIENCE COLLEGE, DARBHANGA	72	54	54	5016263	111	0	0	100	0	15	94	0	15	2083753	7100016	21300048
6	MARWARI COLLEGE, DARBHANGA	45	29	29	2677006	51	0	0	48	0	11	46	0	10	1068472	3745478	11236434
7	MILLAT COLLEGE, LAHERIASARAI	31	19	19	1444538	52	0	0	40	0	6	38	0	6	848354	2292892	6878676
8	M. R. M. COLLEGE, DARBHANGA	49	27	27	2693371	28	0	0	27	0	0	27	0	0	511767	3205138	9615414
9	K. S. COLLEGE, LAHERIASARAI, DARBHANGA	53	35	35	3253626	62	2	0	56	2	1	54	2	1	1079433	4333059	12999177
10	J. K. COLLEGE, BIROUL	34	13	13	1100330	32	3	0	31	3	0	31	3	0	677700	1778030	5334090
11	J. N. COLLEGE, NEHRA	23	9	8	537856	24	0	0	19	0	0	18	0	0	352914	890770	2672310
12	M. K. S. COLLEGE, TRIMUHAN, CHANDAUNA	40	16	16	1593688	60	7	0	52	7	0	52	6	0	1157546	2751234	8253702
13	M.K. COLLEGE LAHERIASARAI	34	19	19	1840026	30	3	0	25	3	5	22	3	4	626632	2466658	7399974
14	Samastipur College, Samastipur	96	43	43	3935821	95	8	0	70	9	0	70	8	0	1455147	5390968	16172904
15	A.N.D. College, Shahpur Patory	50	23	23	2201513	52	2	0	35	2	0	35	2	0	743507	2945020	8835060
16	U. R. COLLEGE, ROSERA	30	9	9	852210	34	1	0	25	1	0	25	1	0	545549	1397759	4193277
17	R. B. COLLEGE, DALSIINGSARAI	28	11	11	1063027	40	0	0	22	0	3	22	0	3	536948	1599975	4799925
18	U. P. COLLEGE, PUSA	43	15	14	1288297	23	5	0	21	3	0	21	2	0	467018	1755315	5265945
19	G. M. R. D. COLLEGE, MOHANPUR	19	12	11	604473	32	0	0	25	0	3	25	0	3	597026	1201499	3604497
20	DR. L. K. V. D. COLLEGE, TAMPUR	21	11	11	1051674	30	2	0	22	2	0	22	2	0	465161	1516835	4550505
21	D. B. K. N. COLLEGE, NARHAN	32	18	18	1698880	30	6	0	21	5	0	21	5	0	510171	2209051	6627153
22	B. R. B. COLLEGE, SAMASTIPUR	47	21	21	1929450	59	5	0	51	5	1	50	5	1	1130439	3059889	9179687
23	Women's College, Samastipur	32	24	24	2132245	44	2	0	35	2	5	35	2	4	849552	2981797	8945391
24	R. N. A. R. COLLEGE, SAMASTIPUR	46	18	18	1736348	30	6	0	26	6	0	26	6	0	647586	2383934	7151802
25	R. B. S. COLLEGE, ANDOUR	28	19	19	1607638	19	0	0	10	0	0	10	0	0	181870	1789508	5368524
26	G. D. COLLEGE, BEGUSARAI	100	46	45	3424954	74	0	0	49	0	0	48	0	0	918495	4343449	13030347
27	A.P.S.M. College, Barauni	40	13	13	1123835	49	8	0	19	4	0	19	4	0	555901	1679736	5039208
28	S. K. MAHILA COLLEGE, BEGUSARAI	26	12	12	1105813	28	2	0	20	2	0	20	2	0	455904	1561717	4685151
29	CO-OPERATIVE COLLEGE, BEGUSARAI	42	25	24	1623742	71	6	0	56	5	0	56	4	0	1227883	2851625	8554875
30	R. C. S. COLLEGE, MANJHAUL	25	10	10	858396	32	6	0	31	5	0	31	4	0	693984	1552380	4657140
31	H. P. S. COLLEGE, MADHEPUR	29	13	13	1260972	17	1	0	15	1	1	15	1	1	336798	1597770	4793310

Sl. No.	Name of the College/ Deptt.	Total Teaching Posts (Sanctioned)	Total Teaching Posts (Working)	Total Working Teaching Posts Admissible For Calculation	Adhoc Amount Teaching for one month	Sanctioned Post			Working Post			Working as Admissible			Adhoc Amount for Non-Teaching for one month	Adhoc Amount for Teaching & Non-Teaching for one month	Adhoc Amount for Teaching & Non-Teaching for Three month	
						NT (Excluding Lab Personnel (IIRD Grade))	Lab Personnel (IIRD Grade)	Lab Personnel on Staffing Pattern (IIRD Grade)	NT (Excluding Lab Personnel (IIRD Grade))	Lab Personnel (IIRD Grade)	Lab Personnel on Staffing Pattern (IIRD Grade)	NT (Excluding Lab Personnel (IIRD Grade))	Lab Personnel (IIRD Grade)	Lab Personnel on Staffing Pattern (IIRD Grade)				
32	V. S. J. COLLEGE, RAJNAGAR	42	16	15	789549	48	0	0	36	0	4	35	0	3	775799	1565348	4696044	
33	B. M. COLLEGE, RAHIKA	30	15	15	1396154	26	6	0	24	6	2	21	6	1	572284	1968438	5905314	
34	C. M. J. COLLEGE, DONWARIHAT	25	7	7	692538	53	0	0	22	0	0	22	0	0	386736	1079274	3237822	
35	C. M. B. COLLEGE, DEORH, GHOGHARDIHA	33	14	14	1327153	20	4	0	11	4	1	11	4	1	325955	1653108	4959324	
36	K. V. SCIENCE COLLEGE, BENIPATTI	35	17	17	1638375	55	0	0	18	0	1	18	0	1	411293	2049668	6149004	
37	L. N. J. COLLEGE, JHANJHARPUR	34	13	13	1183020	20	0	0	16	0	2	14	0	2	291508	1474528	4423584	
38	R. N. College, Pandaul, Madhubani	35	11	11	943773	25	5	0	26	4	0	25	4	0	615435	1559208	4677624	
39	M. L. S. COLLEGE, SARISABPAHI	31	10	10	938176	15	0	0	11	0	3	11	0	3	297670	1235846	3707538	
40	D. B. COLLEGE, JAINAGAR	47	9	9	832940	40	0	0	25	0	1	25	0	0	465165	1298105	3894315	
41	J. N. COLLEGE, MADHUBANI	35	16	16	1418936	32	0	0	19	0	3	19	0	3	422460	1841396	5524188	
42	R. K. COLLEGE, MADHUBANI	106	38	38	3669920	90	0	0	68	0	0	66	0	0	1249800	4919720	14759160	
	Total:-	1803	900	894	82145230	2257	100	0	1749	91	71	1695	86	62	37216115	119361345	358084035	
43	M. L. S. M. COLLEGE, DARBHANGA	122	165	94	7706242	77	17	0	134	17	0	57	17	0	1536048	9242290	27726870	
44	J. M. D. P. L. M. COLLEGE, MADHUBANI	41	81	23	1890502	0	0	0	85	0	2	26	0	2	534760	2425262	7275786	
	Total:-	163	246	117	9596744	77	17	0	219	17	2	83	17	2	2070808	11667552	35002656	
	Total:-	1966	1146	1011	91741974	2334	117	0	1968	108	73	1778	103	64	39286923	131028897	393086691	
45	Revised Pension & Post Retirel Benefits														46758661	46758661	140275983	
															Total:-	86045584	177787558	533362674

Rs. Fifty Three crore Thirty Three lacs Sixty Two thousand Six hundred Seventy Four only.

  
 (एसओआर) सिंह  
 निदेशक (उच्च शिक्षा)  
 29/5

Details of Expenditure for V.K.S. University, Ara for the First Three Month of FY-2013-2014 That is March 2013, April 2013 & May 2013

Sl. No.	Name of the College/ Deptt.	Total Teaching Posts (Sanctioned)	Total Teaching Posts (Working)	Total Working Teaching Posts Admissible For Calculation	Adhoc Amount Teaching for one month	Sanctioned Post			Working Post			Working as Admissible			Adhoc Amount for Non-Teaching for one month	Adhoc Amount for Teaching & Non-Teaching for one month	Adhoc Amount for Teaching & Non-Teaching for Three month	
						NT (Excluding Lab Personnel (IIRD Grade))	Lab Personnel (IIRD Grade)	Lab Personnel on Staffing Pattern (IIRD Grade)	NT (Excluding Lab Personnel (IIRD Grade))	Lab Personnel (IIRD Grade)	Lab Personnel on Staffing Pattern (IIRD Grade)	NT (Excluding Lab Personnel (IIRD Grade))	Lab Personnel (IIRD Grade)	Lab Personnel on Staffing Pattern (IIRD Grade)				
1	University Head Quarter & allied Units				0	93	0	0	88	0	0	85	0	0	2258205	2258205	6774615	
2	P.G. Department	69	68	68	7194412	58	0	0	28	0	3	27	0	3	638603	7833015	23499045	
3	H.D. Jain College, Ara	132	67	65	5611223	130	24	0	82	29	0	78	24	0	2141257	7752480	23257440	
4	S.P. Jain College, Sasaram	67	31	31	2705932	78	9	0	48	7	0	47	5	0	1001495	3707427	11122281	
5	S.V.P. College, Bhabhua	51	20	20	1625522	60	9	0	36	8	0	36	6	0	917251	2542773	7628319	
6	A.S. College, Bikramganj	46	12	12	938785	49	8	0	38	7	0	36	5	0	833192	1771977	5316931	
7	D.K. College, Dumraon	24	14	14	1172404	27	0	0	20	0	0	19	0	0	398199	1570603	4711809	
8	M.V. College, Buxar	37	19	19	1718506	50	7	0	53	7	7	47	7	6	1303595	3022101	9066303	
9	Maharaja College, Ara	90	51	51	3935578	86	4	0	66	4	16	47	4	11	1248140	5183718	15551154	
10	J.J. College, Ara	31	18	17	1232002	40	13	0	27	13	0	26	13	0	909896	2141898	6425694	
11	M.M. Mahila College, Ara	40	22	21	1626845	49	5	0	26	6	0	21	5	0	504121	2130966	6392898	
12	J.L.N. College, Dabri-on-sona, Rohtas	37	20	20	1768599	42	4	0	33	5	1	29	4	1	779501	2548100	7644300	
13	S.H. College, Shahmaji Khaira-Deo, Rohtas	32	16	16	1457742	24	3	0	26	3	0	23	3	0	545580	2003322	6009966	
14	Shri Shankar College, Sasaram	44	32	32	3013026	78	14	0	65	14	0	65	14	0	1728119	4741145	14223435	
15	Rohtas Mahila College, Sasaram	20	15	15	1246099	25	2	0	21	2	0	21	2	0	483527	1729626	5188878	
16	S.B. College, Ara	54	26	25	2349041	63	10	0	53	10	3	52	10	2	1366422	3715463	11146389	
	Total:-	774	431	426	37595716	952	112	0	710	115	30	659	102	23	17057103	54652819	163958457	
17	Mahila College, Dalmanagar	52	29	26	1260789	47	2	0	70	2	0	33	2	0	715667	4976456	5929368	
18	G.B. College, Ramgarh, Katmur	109	48	37	2647209	83	7	0	81	11	0	45	6	0	965274	3612483	10837449	
19	Sher Shah College, Sasaram	80	54	42	3016945	86	8	0	86	21	0	46	8	0	1131596	4148541	12445623	
	Total:-	241	131	105	6924943	216	17	0	237	34	0	124	16	0	2812537	9737480	29212440	
	G. Total:-	1015	562	531	44520659	1168	129	0	947	149	30	783	118	23	19869640	64390299	193170897	
20	Revised Pension & Post Retirel Benefits														18191342	18191342	54574028	
															Total:-	38060982	82581641	247744923

Rs. Twenty Four crore Seventy Seven lacs Forty four thousand Nine hundred twenty Three only.

(एस०आर० सिंह)


निदेशक (उच्च शिक्षा)

29/5

**Details of Expenditure for T.M.Bhagalpur University, Bhagalpur for the First Three Month of FY-2013-2014 That is March 2013, April 2013 & May 2013**

No.	Name of the College/ Deptt.	Total Teaching Posts (Sanctioned)	Total Teaching Posts (Working)	Total Working Teaching Posts Admissible For Calculation	Adhoc Amount Teaching for one month	Sanctioned Post			Working Post			Working as Admissible			Adhoc Amount for Non-Teaching for one month	Adhoc Amount for Teaching & Non-Teaching for one month	Adhoc Amount for Teaching & Non-Teaching for Three month	
						NT (Excluding Lab Personnel Illrd Grade)	Lab Personnel (Illrd Grade)	Lab Personnel on Staffing Pattern (Illrd Grade)	NT (Excluding Lab Personnel Illrd Grade)	Lab Personnel (Illrd Grade)	Lab Personnel on Staffing Pattern (Illrd Grade)	NT (Excluding Lab Personnel Illrd Grade)	Lab Personnel (Illrd Grade)	Lab Personnel on Staffing Pattern (Illrd Grade)				
1	University Head Quarter & allied Units				0	424	0	0	318	0	0	308	0	0	6630399	6630399	19891197	
2	P.G. Department	216	137	137	14370434	193	8	0	194	8	17	174	8	6	3564235	17934669	53804007	
3	Bhagalpur National College, Bhagalpur	35	26	26	2171428	84	6	0	71	6	6	71	6	5	1706019	3877447	11632341	
4	B.N.M. College, Barhiya	25	7	7	488973	20	0	0	10	0	0	10	0	0	207710	696683	2090049	
5	B.R.M. College, Munger	38	18	18	1570361	23	4	0	19	4	0	18	4	0	472616	2042977	6128931	
6	D.S.M. College, Jhajha	19	9	9	795699	37	3	0	21	3	1	19	3	1	424667	1220366	3661098	
7	G.B. College, Naugachia	34	11	11	772502	26	2	0	25	2	4	25	2	1	506231	1278733	3836199	
8	H.S. College, Haveli Kharagpur	27	9	9	767496	39	0	0	22	0	0	20	0	0	407745	1175241	3525723	
9	J.M.S. College, Munger	17	9	9	769020	23	0	0	13	0	0	12	0	0	223661	992681	2978043	
10	J.P. College, Narayanpur	34	14	14	1013208	49	0	0	26	0	2	24	0	2	539841	1553049	4659147	
11	J.R.S. College, Jamalpur	39	12	12	914365	59	0	0	33	0	1	25	0	0	441864	1356229	4088687	
12	K.D.S. College, Gogari	20	6	6	516336	11	4	0	23	4	1	11	4	0	335032	851368	2554104	
13	K.K.M. College, Jamui	40	16	16	1287933	54	0	0	49	0	1	48	0	0	866376	2154309	6462927	
14	K.M.D. College, Parbatta	18	11	11	953372	43	7	0	37	8	0	36	7	0	870352	1823724	5471172	
15	K.S.S. College, Lakhisarai	34	17	17	1376210	39	9	0	28	8	0	27	8	0	781650	2157860	6473580	
16	Koshi College, Khagaria	57	24	24	2056022	62	0	0	54	0	0	52	0	0	1070554	3126576	9379728	
17	Marwari College, Bhagalpur	81	47	47	3965638	96	8	0	68	8	1	64	8	0	1434999	5400637	16201911	
18	Murarka College, Sultanganj	38	21	21	1329577	29	0	0	22	0	1	20	0	1	374111	1703688	5111064	
19	P.B.S. College, Banka	27	14	14	1182238	37	0	0	27	0	5	26	0	5	666142	1848380	5545140	
20	R.D. College, Sheikhpura	42	22	22	2200703	57	8	0	53	8	0	52	8	0	1271675	3472378	10417134	
21	R.S. College, Tarapur	27	10	10	710409	55	3	0	40	3	5	39	3	4	903657	1614066	4842198	
22	R.D. & D.J. College, Munger	98	37	37	3467122	120	0	0	75	0	1	65	0	1	1269204	4736326	14208978	
23	S.K.R. College, Barbiqha	42	13	13	991634	46	8	0	28	8	1	28	8	1	842177	1833811	5501433	
24	S.M. College, Bhagalpur	88	56	56	4890023	64	0	0	62	0	3	56	0	2	1041441	5931464	17794392	
25	S.S.V. College, Kahalgaoon	45	23	23	2163462	23	7	0	26	8	0	20	7	0	608547	2772009	8316027	
26	T.N.B. College, Bhagalpur	134	70	70	6037065	140	6	0	119	6	11	116	6	9	2442546	8479611	25438833	
	<b>Total:-</b>	<b>1275</b>	<b>639</b>	<b>638</b>	<b>56761230</b>	<b>1853</b>	<b>83</b>	<b>0</b>	<b>1463</b>	<b>84</b>	<b>61</b>	<b>1366</b>	<b>82</b>	<b>38</b>	<b>29903451</b>	<b>86664681</b>	<b>259994043</b>	
27	Sabour College, Sabour	57	63	54	3234278	40	8	0	84	6	0	38	6	0	911666	4145944	12437832	
28	T.N.B. Law College, Bhagalpur	41	26	25	1524210	64	0	0	48	0	0	36	0	0	640512	2164722	6494166	
29	Jamajpur College, Jamalpur	28	20	15	1047214	57	1	0	28	1	0	14	1	0	300065	1347279	4041837	
30	M.A.M. College, Naugachia	69	53	49	2824106	51	21	0	52	18	0	45	18	0	1415345	4239451	12718353	
31	Mahila College, Khagaria	19	26	13	826280	24	2	0	18	2	0	15	2	0	364984	1191264	3573792	
	<b>Total:-</b>	<b>214</b>	<b>188</b>	<b>156</b>	<b>9456088</b>	<b>236</b>	<b>32</b>	<b>0</b>	<b>230</b>	<b>27</b>	<b>0</b>	<b>148</b>	<b>27</b>	<b>0</b>	<b>3632572</b>	<b>13088660</b>	<b>39265980</b>	
	<b>G. Total:-</b>	<b>1489</b>	<b>827</b>	<b>794</b>	<b>66217318</b>	<b>2089</b>	<b>115</b>	<b>0</b>	<b>1693</b>	<b>111</b>	<b>61</b>	<b>1514</b>	<b>109</b>	<b>38</b>	<b>59823519</b>	<b>59823519</b>	<b>179470557</b>	
32	Revised Pension & Post Retirel Benefits																	
															<b>Total:-</b>	<b>93369542</b>	<b>169576860</b>	<b>478730580</b>

Rs. Fouty Seven crore Eighty Seven lacs Thirty thousand Five hundred Eighty only.

  
 (एसओआर सिंह)  
 निदेशक (उच्च शिक्षा)

P.K.  
 29/15